

Background image - Panel-Glide Oxford, Smooth White



smooth white -
just one of the
stunning finish
options!

Panel-Glide Oxford, White



Panel-Glide Oxford, Anthracite Grey RAL 7016





Oxford

The sectional door has seen a large increase in popularity in the last few years and it is easy to see why. Travelling vertically, arcing back into tracks above the opening, sectional doors are one of **the most solid and dependable door designs available today**. Vertical operation makes weather sealing to all sides simple and effective - your garage will be free from draughts and debris blowing under the door.

The classic proportions of the Oxford panel are a definite favourite, adding appeal to traditional and contemporary homes alike.



**GLIDEROL
GARAGE DOORS**

Opening Doors Around the World®
www.gliderol.co.uk



Panel-Glide Oxford, Anthracite Grey RAL 7016



Make life easy - choose the low energy Glidermatic GTS OPTIMA remote control - every Panel-Glide door has the option. See pages 34-35 for details.



Panel•Glide® Sectional Overhead Garage Door

Panel•Glide is available in single skin and double skin insulated versions. Insulation greatly improves thermal and acoustic performance, reducing the passage of heat and sound, saving energy, saving money.



Safe•T•Glide® Single Skin Steel Panel Sectional Overhead Garage Door

Insul•Glide® 42mm Insulated Steel Panel Sectional Overhead Garage Door

life is better with remote control!

Smooth Golden Oak



Smooth Rosewood



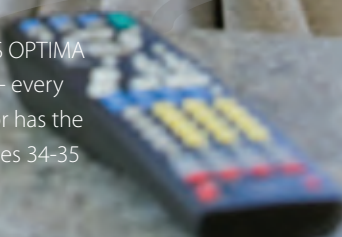
Stock colours



Golden Oak Rosewood



Make life easy - choose the low energy Glidermatic GTS OPTIMA remote control - every Panel•Glide door has the option. See pages 34-35 for details.





Oxford

The Oxford is the classic Georgian panel design - precision pressed into corrosion protected steel.

Available in single skin or insulated 42mm thick panels and smooth or embossed woodgrain surface textures, the choice is made almost limitless by the stunning woodgrain effect laminates in Golden Oak and Rosewood, the stock colours of White, Racing Green, Black, Anthracite and Vandyke Brown plus... a selection of metallic colours and any RAL colour you care to choose!



Embossed woodgrain



Smooth



GLIDEROL GARAGE DOORS

Opening Doors Around the World®

www.gliderol.co.uk


Smooth White




Smooth White with Canterbury window option



Smooth Vandyke Brown



Yet more individuality is added by selecting one of the many window options in clear or stippled.



Stock colours



White RAL 9003

Black RAL 9011


Anthracite Grey RAL 7016

Vandyke Brown RAL 8014

Racing Green RAL 6015

Can't see your colour? Pick any RAL colour!*

Special order metallic colours tool



Grey 9006

Grey 9007

Grey 9022

Grey 9023

* RAL colours may vary slightly from exact shade

Background image - Panel-Glide Hampton, Smooth White with Waterton windows



Stock colours



Can't see your colour? Pick any RAL colour!*


Special order metallic colours too!



* RAL colours may vary slightly from exact shade

let the light in!

Panel-Glide Hampton, Smooth White with optional Waterton windows





Hampton

The "stretch" version of the traditional Georgian panel profile lends an elegance and simplicity to this design classic.

The Hampton is made even more impressive with the addition of optional windows. Assembled from tough tinted acrylics, the windows allow natural light to illuminate the garage interior and are available in clear or stippled. Double doors with three or four features are particularly well proportioned and have a dedicated design for the Horizon window style creating a decorative sunburst effect. **All windows are minimal maintenance**, requiring no re-painting and just an occasional wipe over with warm soapy water to keep their finish in good condition.



GLIDEROL
GARAGE DOORS

Opening Doors Around the World®

www.gliderol.co.uk



Make life easy - choose the low energy Glidermatic GTS OPTIMA remote control - every Panel-Glide door has the option. See pages 34-35 for details.

Panel•Glide®
Sectional Overhead Garage Door

Panel•Glide is available in single skin and double skin insulated versions. Insulation greatly improves thermal and acoustic performance, reducing the passage of heat and sound, saving energy, saving money.



Safe•T•Glide®
Single Skin Steel Panel Sectional Overhead Garage Door

Insul•Glide®
42mm Insulated Steel Panel Sectional Overhead Garage Door

reliability means
more time
to relax!

Smooth Golden Oak



Smooth Rosewood



Stock colours



Golden Oak

Rosewood

green
technology



Make life easy - choose the low energy Glidermatic GTS OPTIMA remote control - every Panel•Glide door has the option. See pages 34-35 for details.



Hampton

The Hampton is an uncluttered, spacious Georgian panel design with balanced intermediate and end stile dimensions ensuring a beautifully proportioned door.

The Hampton is available in single skin or insulated 42mm thick panels in smooth or embossed woodgrain surface textures. Smooth Golden Oak and Rosewood laminates, stock colours of White, Racing Green, Black, Anthracite and Vandyke Brown and a selection of metallic colours and any RAL colour extends the choice of finishes yet further.



Embossed woodgrain



Smooth




GLIDEROL GARAGE DOORS

Opening Doors Around the World®

www.gliderol.co.uk



Yet more individuality is added by selecting one of the many window options in clear or stippled.



Stock colours




White RAL 9003 Anthracite Grey RAL 7016 Vandyke Brown RAL 8014 Racing Green RAL 6015



Can't see your colour? Pick any RAL colour!*

Special order metallic colours tool



Grey 9006 Grey 9007 Grey 9022 Grey 9023

* RAL colours may vary slightly from exact shade

Background image - Panel-Glide Tuscan, Smooth Golden Oak



Stock colours



Can't see your colour? Pick any RAL colour!*

Special order metallic colours too!



* RAL colours may vary slightly from exact shade

life-like smooth
woodgrain
laminates

(and with finger protection panel joints)

Panel-Glide Tuscan, Smooth Golden Oak





Tuscan

The simple wide board style of the Tuscan design offers rustic charm when finished in Gliderol's high grade smooth woodgrain laminate, yet becomes a contemporary statement when finished in smooth white or one of the other stock colours.

The 42mm thick insulated panel option has a reassuring solidity that provides effective sound deadening and reduction of heat transmission. **Turning a garage into a work or play room is a real option** with a Panel-Glide insulated sectional door. If your garage is under a bedroom you'll soon feel the benefit of reduced energy consumption as the insulation and all round draught seals reduce the need for top up heating.



**GLIDEROL
GARAGE DOORS**

Opening Doors Around the World®

www.gliderol.co.uk



Make life easy - choose the low energy Glidermatic GTS OPTIMA remote control - every Panel-Glide door has the option. See pages 34-35 for details.



Panel•Glide®
Sectional Overhead Garage Door


Panel•Glide is available in single skin and double skin insulated versions. Insulation greatly improves thermal and acoustic performance, reducing the passage of heat and sound, saving energy, saving money.



Safe•T•Glide®
Single Skin Steel Panel Sectional Overhead Garage Door

Insul•Glide®
42mm Insulated Steel Panel Sectional Overhead Garage Door

Smooth Golden Oak



Smooth Rosewood




contemporary or classic - you decide!



Make life easy - choose the low energy Glidermatic GTS OPTIMA remote control - every Panel•Glide door has the option. See pages 34-35 for details.

Stock colours



Golden Oak Rosewood



Tuscan

The Tuscan Panel-Glide door and its ribbed profile is simple, clean and, like all Gliderol doors, is covered by a warranty that demonstrates the confidence we have in our products - see page 20.

The Tuscan is available in single skin or insulated 42mm thick panels in smooth or embossed woodgrain textures. Smooth Golden Oak and Rosewood laminates, White, Racing Green, Black, Anthracite and Vandyke Brown, a selection of metallic colours and any RAL colour complete the range.




GLIDEROL GARAGE DOORS

Opening Doors Around the World®
www.gliderol.co.uk



Embossed woodgrain



Smooth



Smooth White



Add a touch of contemporary chic with these stainless steel glazing units.



Doors without remote control are available with the option of an attractive T-bar handle in Chrome effect or a round handle in a selection of optional finishes.



Woodgrain Racing Green



T-bar Chrome effect



Antique Bronze



Chrome



Brushed Aluminium



Black



Gold

Stock colours



White
RAL 9003

Black
RAL 9011

Anthracite
Grey RAL 7016

Vandyke Brown
RAL 8014

Racing Green
RAL 6015

Can't see your colour? Pick any RAL colour!*

Special order metallic colours tool



Grey 9006

Grey 9007

Grey 9022

Grey 9023

* RAL colours may vary slightly from exact shade

Background image - The textured inner face of Panel-Glide



Stock colours

White RAL 9003 Black RAL 9011 Anthracite Grey RAL 7016 **NEW** Vandyke Brown RAL 8014 Racing Green RAL 6015

Can't see your colour? Pick any RAL colour!*

Special order metallic colours too!

Grey 9006 Grey 9007 Grey 9022 Grey 9023

Golden Oak Rosewood

Safe-T-Glide only, max width 2895mm

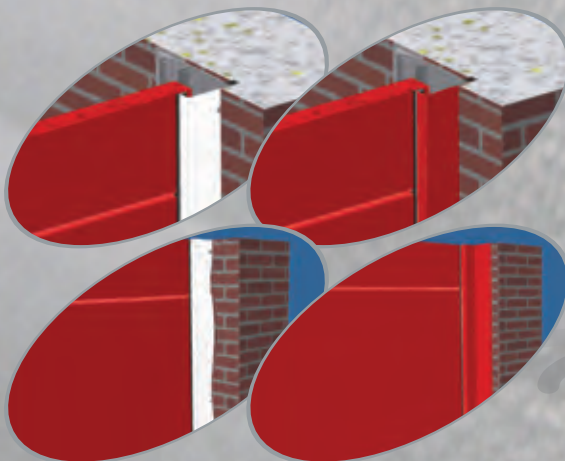
* RAL colours may vary slightly from exact shade

easy clean surface inside too!

The option of colour matched frame legs and lintel is the perfect solution for doors fitted partly or fully within the garage opening.



A further option for doors fitted within the garage opening are covers that conceal fixing holes and angled fascias that can be used to neaten up untidy brickwork edges.



Panel-Glide Safe-T-Glide Madison, Smooth Golden Oak





Madison

The solid profile of the Madison is a contemporary statement. Bold and simple, the clean lines of the panel are equally attractive in smooth or embossed woodgrain surface textures.

The spring assisted operation of sectional doors is quiet and smooth. Remote control doors do not require a handle as the powerful motor opens the door and holds the closed door in a locked state. Should the power fail, the motor has a quick release that returns the door to manual operation, easily re-engaged when power returns. If there is no other access to the garage, a key controlled cable release can be fitted externally.



**GLIDEROL
GARAGE DOORS**

Opening Doors Around the World®

www.gliderol.co.uk



Make life easy - choose the low energy Glidermatic GTS OPTIMA remote control - every Panel-Glide door has the option. See pages 34-35 for details.

make a statement with your new garage door!

Panel•Glide® Sectional Overhead Garage Door

Panel•Glide is available in single skin and double skin insulated versions. Insulation greatly improves thermal and acoustic performance, reducing the passage of heat and sound, saving energy, saving money.



Safe•T•Glide® Single Skin Steel Panel Sectional Overhead Garage Door

Insul•Glide® 42mm Insulated Steel Panel Sectional Overhead Garage Door


Smooth Golden Oak. Safe-T-Glide only, max width 2895mm



Smooth Rosewood. Safe-T-Glide only, max width 2895mm



Stock colours



Golden Oak Rosewood

Safe-T-Glide only, max width 2895mm



Make life easy - choose the low energy Glidermatic GTS OPTIMA remote control - every Panel•Glide door has the option. See pages 34-35 for details.




Madison

The Madison Panel•Glide door's minimal styling is carried through to the engineering that sits behind the door. Panel•Glide hardware is a refined design that has proven its ability to be reliable and durable across Europe.

The Madison is available in single skin or insulated 42mm* thick panels in smooth or embossed woodgrain textures. Smooth Golden Oak and Rosewood laminates (Safe•T•Glide only up to 2895mm wide), White, Racing Green, Black, Anthracite and Vandyke Brown, a selection of metallic colours and any RAL colour complete the range.



Embossed woodgrain



Smooth



GLIDEROL GARAGE DOORS

Opening Doors Around the World®

www.gliderol.co.uk



Smooth White



Add a touch of contemporary chic with these stainless steel glazing units.



Woodgrain Black



Woodgrain Black with Stainless Steel Porthole glazing

Stock colours



White
RAL 9003

Black
RAL 9011

Anthracite
Grey RAL 7016

Vandyke Brown
RAL 8014


Racing Green
RAL 6015

NEW

Can't see your colour? Pick any RAL colour!



Special order metallic colours tool



Grey 9006

Grey 9007

Grey 9022

Grey 9023

* RAL colours may vary slightly from exact shade

Panel•Glide®
Sectional Overhead Garage Door

Guarantee

PanelGlide's guarantee is straightforward and comprehensive - complete peace of mind. For full details of the conditions that apply see our price list or visit www.gliderol.co.uk



the smartest
technology is
the simplest



Colour matched frame legs and lintels and frame and brickwork dressing fascias are perfect for creating a coordinated look and neaten up untidy brickwork.



Anti-pinch panel profiles are safe in use, preventing fingers from becoming trapped in joints.



Fingers are equally protected at the sides of the door tracks.



Hinge rollers feature a unique anti-bind roller that increases smooth running of the door panels and reduces noise.



Low headroom side extension springing is the standard configuration for Panel•Glide doors in most single sizes (main image) Extension springs provide smooth assisted lifting and are protected with an anti-drop safety brake that prevents the door from falling should a lifting cable fail.



Technology

The Panel-Glide sectional door is smart technology. Smarter technology means engineering and electronics that work simply and effectively, letting you get on with your life. Vertical travel allows more drive through width, better security and more usable space inside and in front of your garage - park right up to the door.

The all round weather seals are perfect for keeping the weather at bay and the Insul-Glide design features 42mm thick insulated panels that effectively reduce heat and sound transmission.



GLIDEROL GARAGE DOORS

Opening Doors Around the World®

www.gliderol.co.uk

Glidermatic GTS OPTIMA®
Premium Sectional Overhead Door Operator


Dedicated remote control comes in the form of the state-of-the-art Glidermatic GTS Optima see page 34 for details.



All Gliderol products are CE marked and built within our audited ISO 9001 quality systems.

Safe-T-Glide®
Single Skin Steel Panel Sectional Overhead Garage Door

Insul-Glide®
42mm Insulated Steel Panel Sectional Overhead Garage Door



Doors without remote control are available with the option of an attractive T-bar handle in Chrome effect or a round handle in black and a selection of optional finishes. Locking is extremely effective with twin extending locking bars and heavy duty latches.



T-bar Chrome effect



Antique Bronze



Chrome



Brushed Aluminium



Black



Gold

Telescopic arms provide the option of side fixing, ensuring tracks remain stable and square for smooth, long-term reliability and sliding track hangers make locating a solid fixing into a joist simple.



Panel-Glide is available in single skin and 42mm double skin insulated versions. Insulation greatly improves thermal and acoustic performance, reducing the passage of heat and sound, saving energy, saving money.

Low headroom rear mount and front mount (shown right) torsion springs are available as an option on single doors. Larger doors are supplied with low headroom rear mount torsion springs as standard and very large doors are only available with front mount torsion springs - see the Gliderol price list for full details. Torsion springs provide reliable assisted lifting and are protected with an anti-drop safety brake that prevents the door from falling should a lifting cable fail.

